

# Chapter 02 Test Bank KEY

1. In the context of the basic work-leisure model, "work" is defined as

- A. time devoted to a paying job or household work.
- B. time devoted to a paying job.**
- C. time devoted to any "undesirable" activity.
- D. all time not devoted to rest and relaxation.

AACSB: Reflective Thinking  
Accessibility: Keyboard Navigation  
Blooms: Remember  
Difficulty: 1 Easy

Learning Objective: 02-01 Use the basic income-leisure model to determine an individual's optimal combination of income and leisure.  
Topic: The Work-Leisure Decision: Basic Model

2. In the context of the basic work-leisure model, "leisure" time includes

- A. only time devoted to rest and relaxation.
- B. any time not devoted to either a paying job or household work.
- C. any time devoted to anything desirable.
- D. any time not devoted to a paying job.**

AACSB: Reflective Thinking  
Accessibility: Keyboard Navigation  
Blooms: Remember  
Difficulty: 1 Easy

Learning Objective: 02-01 Use the basic income-leisure model to determine an individual's optimal combination of income and leisure.  
Topic: The Work-Leisure Decision: Basic Model

3. The slope of an indifference curve at any point reflects the

- A. rate at which a person is willing to substitute leisure for income.**
- B. wage rate.
- C. income effect.
- D. substitution effect.

AACSB: Reflective Thinking  
Accessibility: Keyboard Navigation  
Blooms: Remember  
Difficulty: 1 Easy

Learning Objective: 02-01 Use the basic income-leisure model to determine an individual's optimal combination of income and leisure.  
Topic: The Work-Leisure Decision: Basic Model

4. Indifference curves are convex to the origin because

- A. at a lower income, a person is more willing to sacrifice income for additional leisure.
- B. at a lower income, a person is less willing to sacrifice income for additional leisure.**
- C. at any income level, a person is willing to sacrifice the same amount of income for additional leisure.
- D. the marginal rate of substitution of leisure for income is negative.

AACSB: Reflective Thinking  
Accessibility: Keyboard Navigation  
Blooms: Remember  
Difficulty: 1 Easy

Learning Objective: 02-01 Use the basic income-leisure model to determine an individual's optimal combination of income and leisure.  
Topic: The Work-Leisure Decision: Basic Model

5. The convex shape of a standard indifference curve reflects

- A. a diminishing marginal rate of substitution of leisure for income.**
- B. an increasing marginal rate of substitution of leisure for income.
- C. a constant marginal rate of substitution of leisure for income.
- D. the wage rate.

AACSB: Reflective Thinking  
Accessibility: Keyboard Navigation  
Blooms: Remember  
Difficulty: 1 Easy

Learning Objective: 02-01 Use the basic income-leisure model to determine an individual's optimal combination of income and leisure.  
Topic: The Work-Leisure Decision: Basic Model

6. On an indifference map reflecting the tradeoff between income and leisure, higher levels of utility are achieved by moving

- A. from left to right along a given indifference curve.
- B. from right to left along a given indifference curve.
- C. to an indifference curve further from the origin.
- D. to an indifference curve closer to the origin.

AACSB: Reflective Thinking  
Accessibility: Keyboard Navigation  
Blooms: Remember  
Difficulty: 1 Easy

Learning Objective: 02-01 Use the basic income–leisure model to determine an individual’s optimal combination of income and leisure.  
Topic: The Work-Leisure Decision: Basic Model

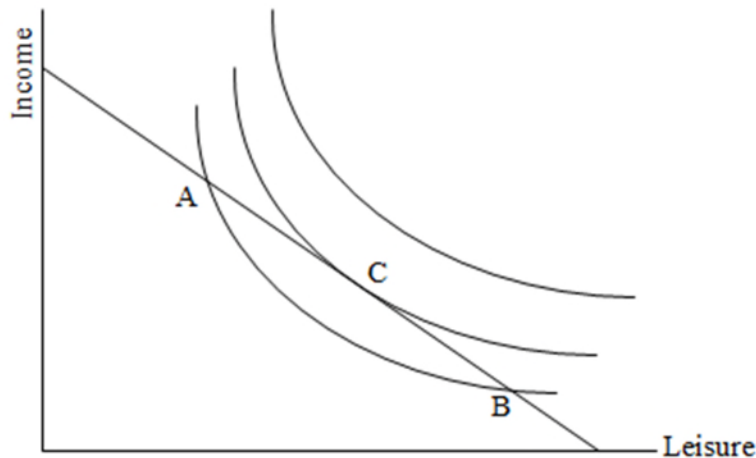
7. For income and leisure time, a higher level of utility is achieved by moving to the \_\_\_\_\_ on an indifference \_\_\_\_\_.

- A. northeast; curve
- B. southwest; curve
- C. northeast; map
- D. southwest; map

AACSB: Reflective Thinking  
Accessibility: Keyboard Navigation  
Blooms: Remember  
Blooms: Understand  
Difficulty: 1 Easy  
Difficulty: 2 Medium

Learning Objective: 02-01 Use the basic income–leisure model to determine an individual’s optimal combination of income and leisure.  
Topic: The Work-Leisure Decision: Basic Model

8. Refer to the following diagram representing Larry’s budget constraint and preferences.



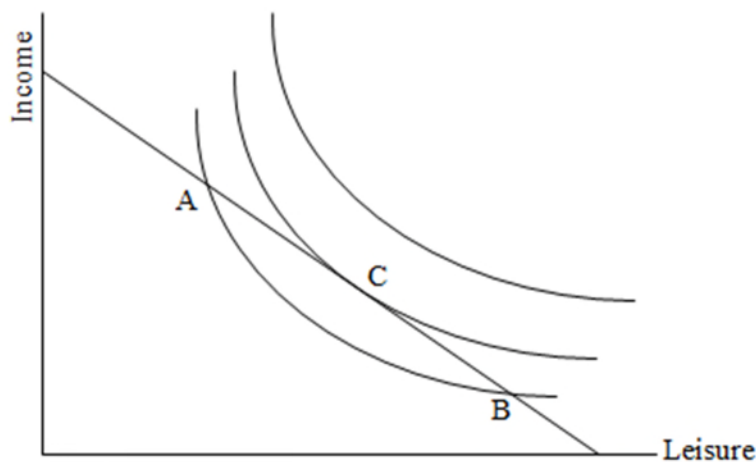
Consider the three combinations of leisure and income represented by points A, B, and C. Which of the following is a correct statement?

- A. Larry prefers A to B.
- B. Larry prefers A to C.
- C. Larry prefers B to C.
- D. Larry prefers C to A.**

AACSB: Reflective Thinking  
 Blooms: Understand  
 Difficulty: 2 Medium

Learning Objective: 02-01 Use the basic income–leisure model to determine an individual's optimal combination of income and leisure.  
 Topic: The Work-Leisure Decision: Basic Model

9. Refer to the following diagram representing Larry's budget constraint and preferences.



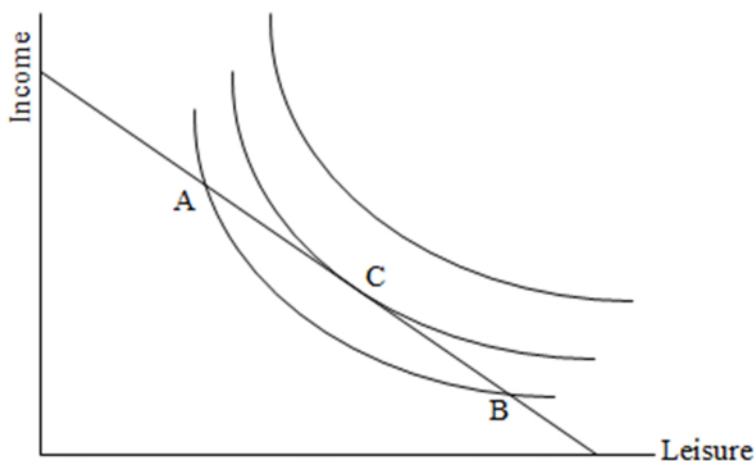
Which of the following is a correct statement?

- A. At A, Larry's marginal valuation of leisure is higher than the market wage.**
- B. At B, Larry's marginal valuation of leisure is higher than the market wage.
- C. At C, Larry's marginal valuation of leisure is lower than the market wage.
- D. At B, Larry values leisure the same amount as at A.

AACSB: Reflective Thinking  
 Blooms: Understand  
 Difficulty: 2 Medium

Learning Objective: 02-01 Use the basic income–leisure model to determine an individual's optimal combination of income and leisure.  
 Topic: The Work-Leisure Decision: Basic Model

10. Refer to the following diagram representing Larry's budget constraint and preferences.



At point A, Larry's marginal rate of substitution of leisure for income

- A. exceeds the wage and Larry would like to work more hours.
- B. exceeds the wage and Larry would like to work fewer hours.**
- C. is less than the wage and Larry would like to work more hours.
- D. is less than the wage and Larry would like to work fewer hours.

AACSB: Reflective Thinking  
 Blooms: Understand  
 Difficulty: 2 Medium

Learning Objective: 02-01 Use the basic income-leisure model to determine an individual's optimal combination of income and leisure.  
 Topic: The Work-Leisure Decision: Basic Model

11. On a standard income-leisure diagram, Sara has steeper indifference curves than John. This likely reflects the fact that

- A. Sara likes leisure but dislikes income, while John likes both.
- B. Sara likes income but dislikes leisure, while John likes both.
- C. Sara values leisure more highly compared to income than John does.**
- D. John values leisure more highly compared to income than Sara does.

AACSB: Reflective Thinking  
 Accessibility: Keyboard Navigation  
 Blooms: Understand  
 Difficulty: 2 Medium

Learning Objective: 02-01 Use the basic income-leisure model to determine an individual's optimal combination of income and leisure.  
 Topic: The Work-Leisure Decision: Basic Model

12. The higher the individual's wage rate,

- A. the steeper the budget constraint.**
- B. the lower the marginal rate of substitution of leisure for income.
- C. the greater the desired number of hours of work.
- D. the greater the desired number of hours of leisure.

AACSB: Reflective Thinking  
 Accessibility: Keyboard Navigation  
 Blooms: Remember  
 Difficulty: 1 Easy

Learning Objective: 02-01 Use the basic income-leisure model to determine an individual's optimal combination of income and leisure.  
 Topic: The Work-Leisure Decision: Basic Model

13. The slope of a standard budget constraint reflects

- A. a diminishing marginal rate of substitution of leisure for income.

- B. an increasing marginal rate of substitution of leisure for income.
- C. a constant marginal rate of substitution of leisure for income.
- D.** the wage rate.

AACSB: Reflective Thinking  
Accessibility: Keyboard Navigation  
Blooms: Remember  
Difficulty: 1 Easy

Learning Objective: 02-01 Use the basic income–leisure model to determine an individual’s optimal combination of income and leisure.  
Topic: The Work-Leisure Decision: Basic Model

14. In an income-leisure diagram, the wage rate is graphically represented by the
- A. slope of the indifference curves.
  - B. curvature of the indifference curves.
  - C.** slope of the budget line.
  - D. tangency of the budget line with an indifference curve.

AACSB: Reflective Thinking  
Accessibility: Keyboard Navigation  
Blooms: Remember  
Difficulty: 1 Easy

Learning Objective: 02-01 Use the basic income–leisure model to determine an individual’s optimal combination of income and leisure.  
Topic: The Work-Leisure Decision: Basic Model

15. The optimal work-leisure position is achieved where
- A.** the MRS  $L, Y$  is equal to the wage rate.
  - B. the difference between the MRS  $L, Y$  and the wage is greatest.
  - C. the wage rate is greatest.
  - D. the MRS  $L, Y$  is greatest.

AACSB: Reflective Thinking  
Accessibility: Keyboard Navigation  
Blooms: Remember  
Difficulty: 1 Easy

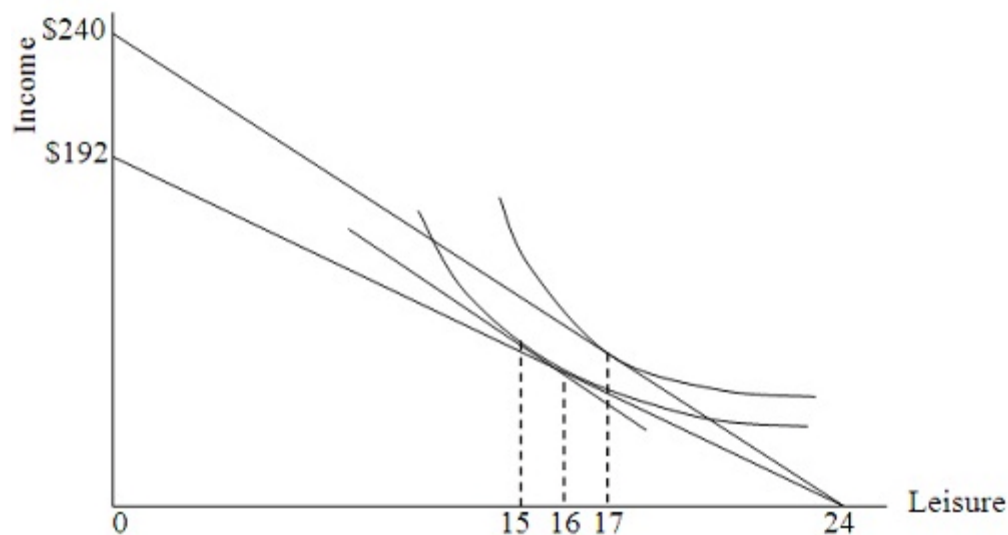
Learning Objective: 02-01 Use the basic income–leisure model to determine an individual’s optimal combination of income and leisure.  
Topic: The Work-Leisure Decision: Basic Model

16. An individual whose MRS  $L, Y$  exceeds the wage at her current combination of leisure and income could increase utility by
- A. working more hours.
  - B.** working fewer hours.
  - C. increasing her income.
  - D. None of the other choices is correct; her utility is maximized.

AACSB: Reflective Thinking  
Accessibility: Keyboard Navigation  
Blooms: Understand  
Difficulty: 2 Medium

Learning Objective: 02-01 Use the basic income–leisure model to determine an individual’s optimal combination of income and leisure.  
Topic: The Work-Leisure Decision: Basic Model

17. Refer to the following diagram.



Considering the two budget lines in the diagram, if the person's optimal number of hours worked is seven hours, then the wage rate

- A. must be \$10.
- B. must be \$192.
- C. must be \$240.
- D. cannot be determined.

*AACSB: Reflective Thinking*

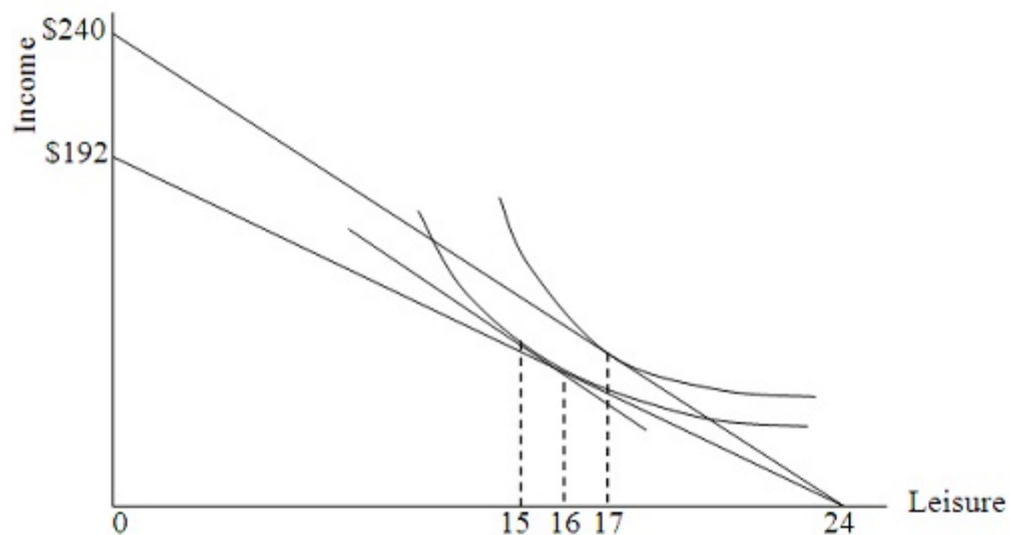
*Blooms: Understand*

*Difficulty: 2 Medium*

*Learning Objective: 02-01 Use the basic income-leisure model to determine an individual's optimal combination of income and leisure.*

*Topic: The Work-Leisure Decision: Basic Model*

18. Refer to the following diagram.



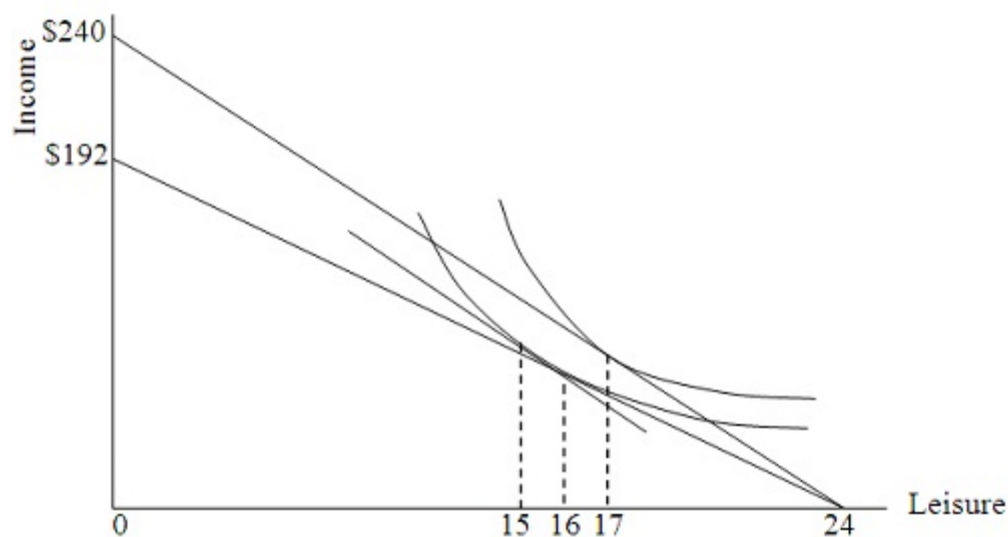
The person has nonwage income of

- A. \$0.
- B. \$10.
- C. \$192.
- D. \$240.

AACSB: Reflective Thinking  
 Blooms: Understand  
 Difficulty: 2 Medium

Learning Objective: 02-01 Use the basic income-leisure model to determine an individual's optimal combination of income and leisure.  
 Topic: The Work-Leisure Decision: Basic Model

19. Refer to the following diagram.

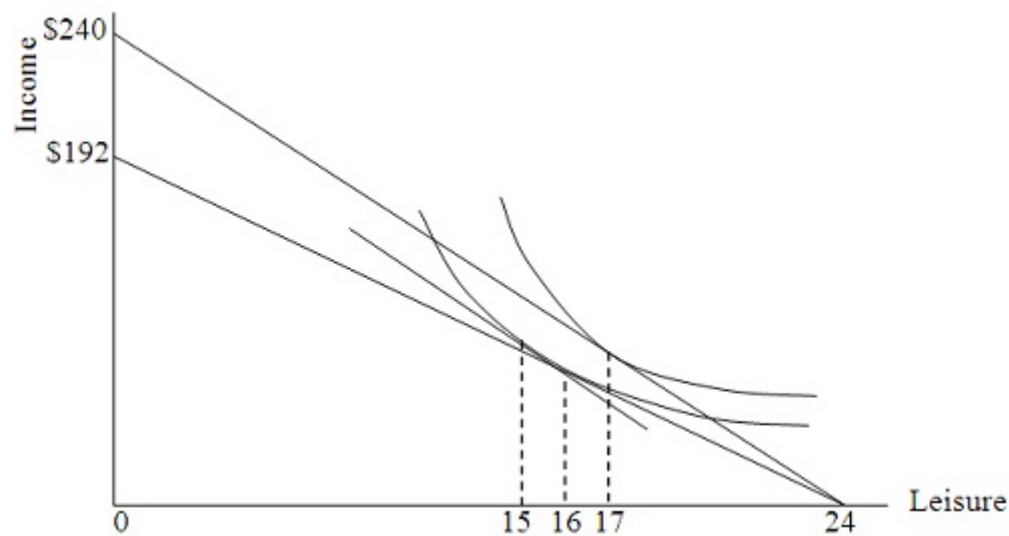


If this person's wage rate falls as illustrated in the diagram, then

- A. the substitution effect is stronger than the income effect.
- B. the income effect is stronger than the substitution effect.**
- C. this person's nonwage income will fall as well.
- D. the substitution effect causes desired work hours to increase.

AACSB: Reflective Thinking  
 Accessibility: Keyboard Navigation  
 Blooms: Understand  
 Difficulty: 2 Medium  
 Learning Objective: 02-01 Use the basic income-leisure model to determine an individual's optimal combination of income and leisure.  
 Topic: The Work-Leisure Decision: Basic Model

20. Refer to the following diagram.



The income effect of the illustrated wage decrease causes this individual to work

- A. one fewer hour.
- B. one more hour.
- C. two fewer hours.
- D. two more hours.**

AACSB: Reflective Thinking  
 Blooms: Understand  
 Difficulty: 2 Medium  
 Learning Objective: 02-01 Use the basic income-leisure model to determine an individual's optimal combination of income and leisure.  
 Topic: The Work-Leisure Decision: Basic Model

21. The income effect is

- A. the combination of leisure and wage rate that maximizes one's income.



- B.** the part of the total change in desired work hours that is due to the change in real income resulting from a change in the wage rate.  
C. the part of the total change in desired work hours that is due to a change in the wage rate, with real income or utility constant.  
D. always dominated by the substitution effect.

AACSB: Reflective Thinking  
Accessibility: Keyboard Navigation  
Blooms: Remember  
Difficulty: 1 Easy

Learning Objective: 02-01 Use the basic income–leisure model to determine an individual's optimal combination of income and leisure.  
Topic: The Work-Leisure Decision: Basic Model

22. The substitution effect is  
A. the combination of leisure and wage rate that maximizes one's income.  
B. the part of the total change in desired work hours that is due to the change in real income resulting from a change in the wage rate.  
**C.** the part of the total change in desired work hours that is due to a change in the wage rate, with real income or utility constant.  
D. always dominated by the income effect.

AACSB: Reflective Thinking  
Accessibility: Keyboard Navigation  
Blooms: Remember  
Difficulty: 1 Easy

Learning Objective: 02-01 Use the basic income–leisure model to determine an individual's optimal combination of income and leisure.  
Topic: The Work-Leisure Decision: Basic Model

23. An increase in the wage rate will increase desired hours of work if  
A. the income effect and substitution effect cancel one another.  
B. the income effect dominates the substitution effect.  
**C.** the substitution effect dominates the income effect.  
D. accompanied by an increase in nonwage income.

AACSB: Reflective Thinking  
Accessibility: Keyboard Navigation  
Blooms: Remember  
Difficulty: 1 Easy

Learning Objective: 02-01 Use the basic income–leisure model to determine an individual's optimal combination of income and leisure.  
Topic: The Work-Leisure Decision: Basic Model

24. Which one of the following would be most likely to shift the labor supply curve to the right?  
A. a decrease in the wage rate  
B. a change in the indifference map following deterioration of working conditions  
**C.** a change in the indifference map following an improvement in working conditions  
D. a significant increase in dividend and interest income

AACSB: Reflective Thinking  
Accessibility: Keyboard Navigation  
Blooms: Understand  
Difficulty: 2 Medium

Learning Objective: 02-01 Use the basic income–leisure model to determine an individual's optimal combination of income and leisure.  
Topic: The Work-Leisure Decision: Basic Model

25. Consider the impact of a general increase in real wages. Empirical evidence suggests that men will tend to work \_\_\_\_\_ hours and women will tend to work \_\_\_\_\_ hours.  
A. more; fewer  
B. more; about the same  
C. fewer; fewer  
**D.** about the same; more

AACSB: Reflective Thinking  
Accessibility: Keyboard Navigation  
Blooms: Understand  
Difficulty: 2 Medium

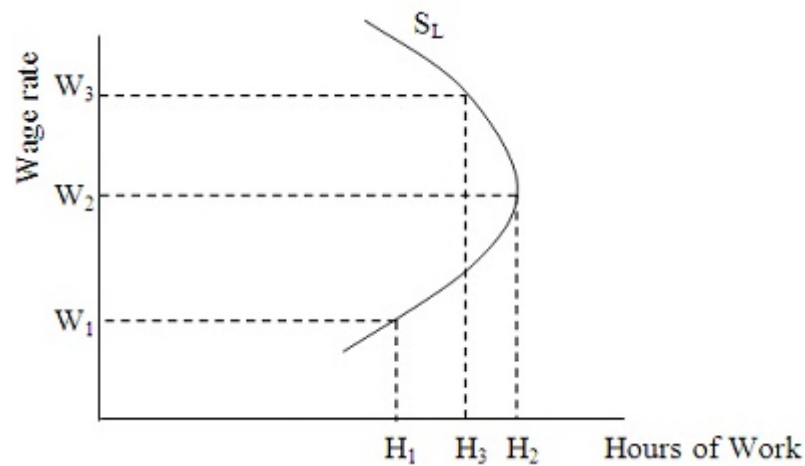
Learning Objective: 02-01 Use the basic income–leisure model to determine an individual's optimal combination of income and leisure.

26. Which of the following would unambiguously predict a decrease in desired hours of work?

- A. the substitution effect of a wage decrease
- B. the income effect of a wage decrease
- C. a wage increase
- D. the substitution effect of a decline in income tax rates

AACSB: Reflective Thinking  
 Accessibility: Keyboard Navigation  
 Blooms: Understand  
 Difficulty: 2 Medium  
 Learning Objective: 02-01 Use the basic income-leisure model to determine an individual's optimal combination of income and leisure.  
 Topic: The Work-Leisure Decision: Basic Model

27. Refer to the following diagram, which shows a labor supply curve for an individual.

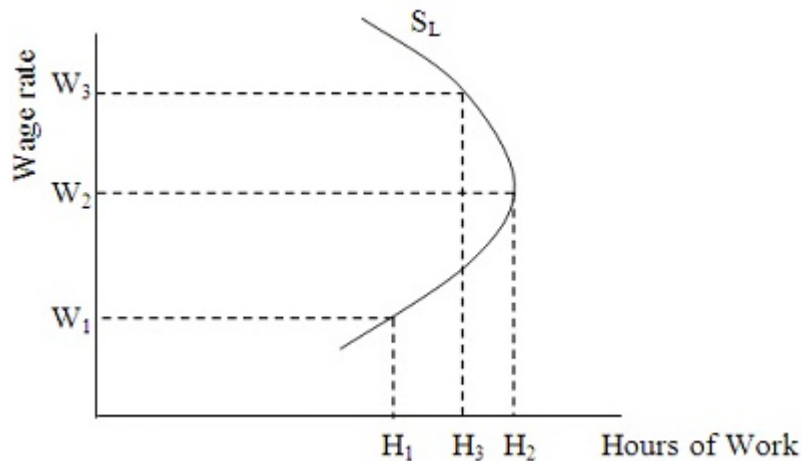


If the wage rises from  $W_1$  to  $W_2$ , we may conclude that

- A. the income effect is stronger than the substitution effect.
- B. the income effect and substitution effects are equal.
- C. the substitution effect is stronger than the income effect.
- D. labor supply is perfectly inelastic.

AACSB: Reflective Thinking  
 Blooms: Understand  
 Difficulty: 2 Medium  
 Learning Objective: 02-01 Use the basic income-leisure model to determine an individual's optimal combination of income and leisure.  
 Topic: The Work-Leisure Decision: Basic Model

28. Refer to the following diagram, which shows a labor supply curve for an individual.



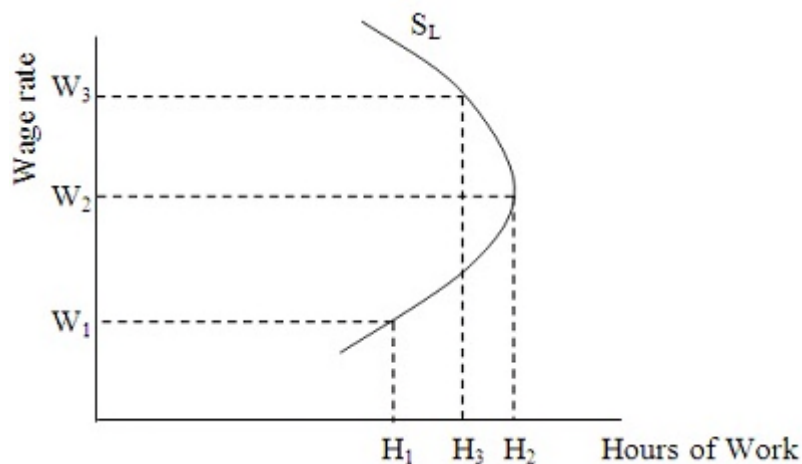
If this person were now willing to supply only  $H_1$  hours of work at  $W_3$ , we could conclude that

- A. labor supply increased (the curve shifted to the right).
- B. labor supply decreased (the curve shifted to the left).**
- C. the person's preferences must have changed.
- D. the substitution and income effects are now equal.

AACSB: Reflective Thinking  
 Blooms: Understand  
 Difficulty: 2 Medium

Learning Objective: 02-01 Use the basic income-leisure model to determine an individual's optimal combination of income and leisure.  
 Topic: The Work-Leisure Decision: Basic Model

29. Refer to the following diagram, which shows a labor supply curve for an individual.



Of the following, which one would most likely cause this person to supply  $H_1$  hours of work at  $W_3$  rather than the current  $H_3$  hours?

- A. this person's spouse receives a substantial income increase**
- B. a decrease in this person's marginal valuation of leisure time

- C. Congress abolishes an income maintenance program
- D. this person's spouse suffers a substantial cut in income

AACSB: Reflective Thinking  
 Blooms: Understand  
 Difficulty: 2 Medium

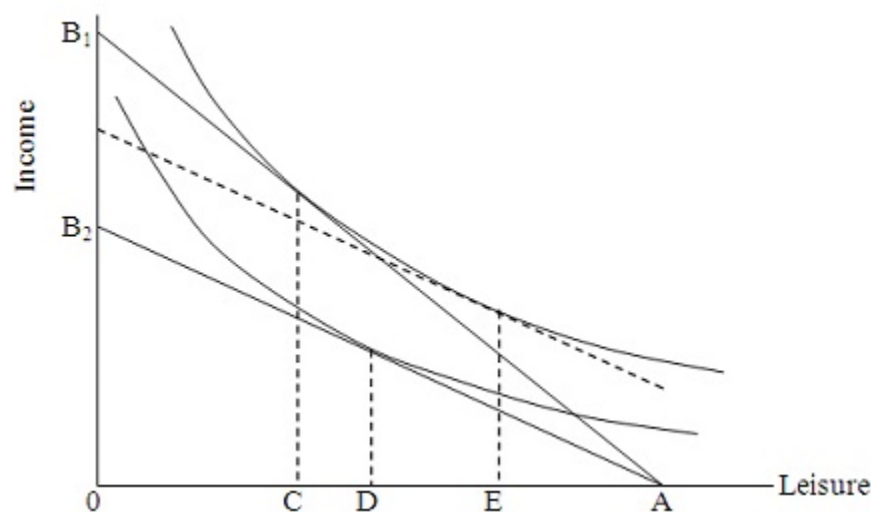
Learning Objective: 02-01 Use the basic income-leisure model to determine an individual's optimal combination of income and leisure.  
 Topic: The Work-Leisure Decision: Basic Model

30. Suppose an individual worker is on the backward-bending portion of her labor supply curve. Then, for a wage increase, the
- A. income and substitution effects both increase desired work hours.
  - B. income and substitution effects are equal.
  - C. income effect is stronger than the substitution effect.
  - D. substitution effect is stronger than the income effect.

AACSB: Reflective Thinking  
 Accessibility: Keyboard Navigation  
 Blooms: Understand  
 Difficulty: 2 Medium

Learning Objective: 02-01 Use the basic income-leisure model to determine an individual's optimal combination of income and leisure.  
 Topic: The Work-Leisure Decision: Basic Model

31. Refer to the following diagram.



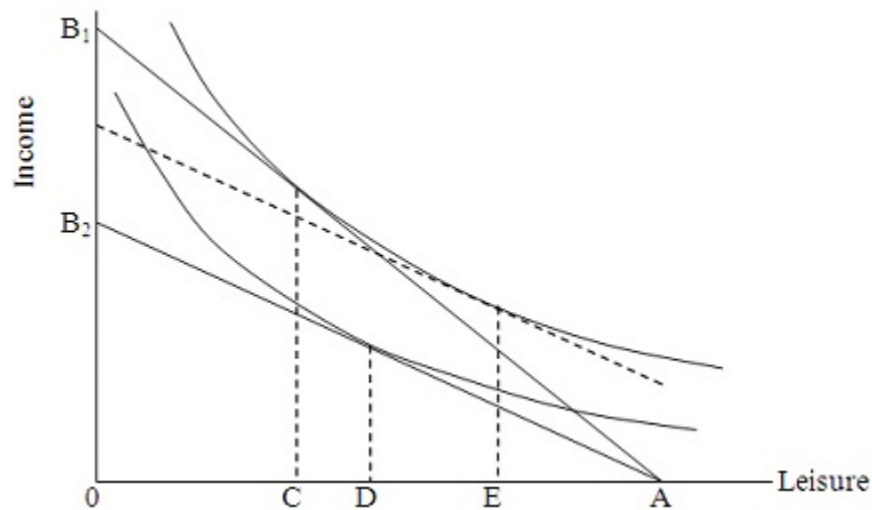
If the current wage rate results in a budget constraint of  $AB_1$ , the individual will choose

- A. 0C hours of work and AC hours of leisure.
- B. AD hours of work and 0D hours of leisure.
- C. 0D hours of work and AD hours of leisure.
- D. AC hours of work and 0C hours of leisure.

AACSB: Reflective Thinking  
 Blooms: Understand  
 Difficulty: 2 Medium

Learning Objective: 02-01 Use the basic income-leisure model to determine an individual's optimal combination of income and leisure.  
 Topic: The Work-Leisure Decision: Basic Model

32. Refer to the following diagram.



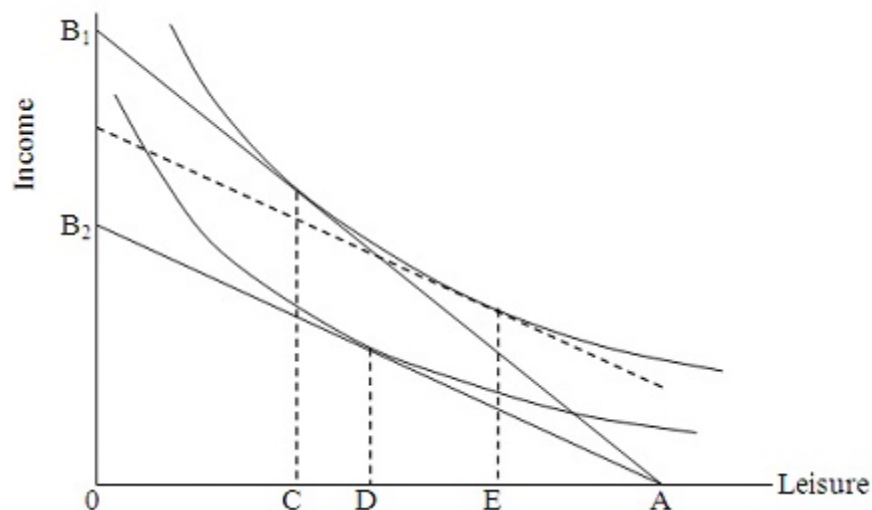
The shift from budget line  $AB_1$  to  $AB_2$  implies a(n)

- A. decrease in the wage rate.
- B. decrease in nonwage income.
- C. increase in the wage rate.
- D. increase in nonwage income.

AACSB: Reflective Thinking  
 Blooms: Understand  
 Difficulty: 2 Medium

Learning Objective: 02-01 Use the basic income-leisure model to determine an individual's optimal combination of income and leisure.  
 Topic: The Work-Leisure Decision: Basic Model

33. Refer to the following diagram.



The equilibrium positions shown imply that in the relevant wage range, this person is

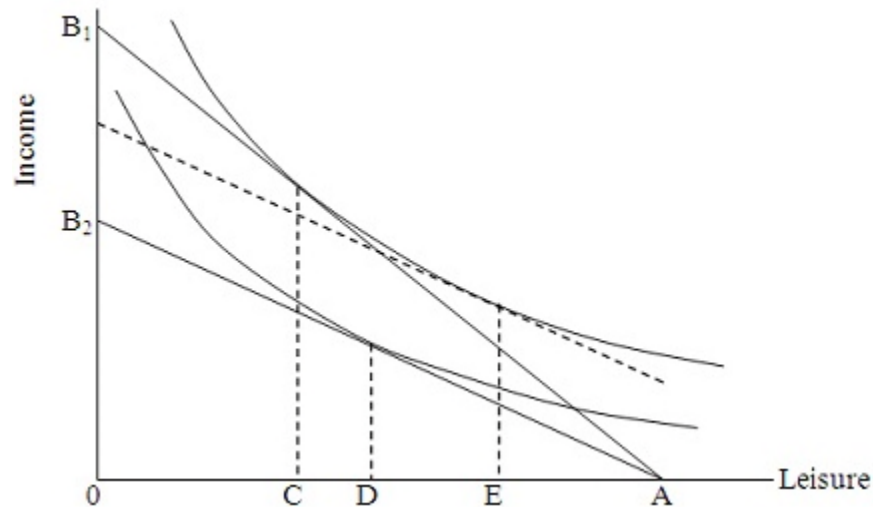
- A. on the up sloping segment of the individual labor supply curve.
- B. on the backward-bending segment of the individual labor supply curve.
- C. at the point on the individual labor supply curve where the income and substitution effects are equal.

D. being offered a wage less than the reservation wage.

AACSB: Reflective Thinking  
Blooms: Understand  
Difficulty: 2 Medium

Learning Objective: 02-01 Use the basic income-leisure model to determine an individual's optimal combination of income and leisure.  
Topic: The Work-Leisure Decision: Basic Model

34. Refer to the following diagram.



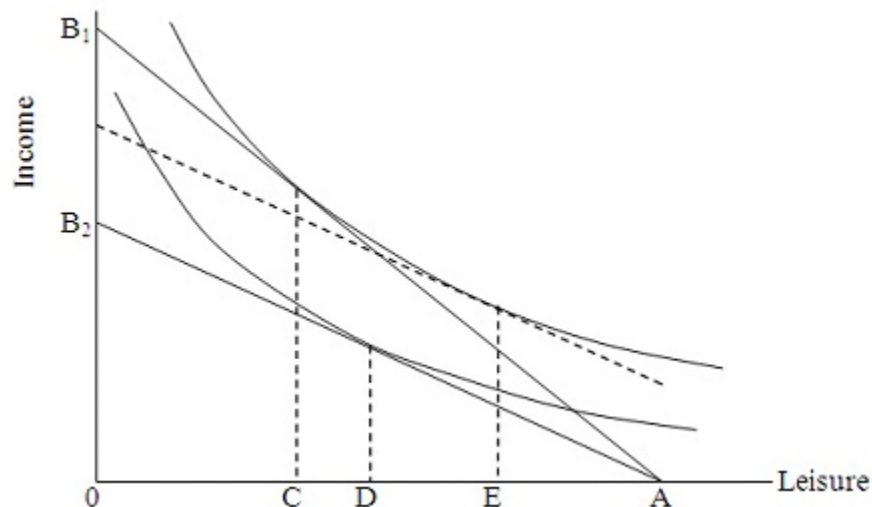
The equilibrium positions shown in the diagram imply that for a wage increase,

- A. both the income and substitution effects increase desired work hours.
- B. both the income and substitution effects reduce desired work hours.
- C. the income effect increases desired work hours and the substitution effect reduces desired work hours.
- D. the income effect reduces desired work hours and the substitution effect increases desired work hours.**

AACSB: Reflective Thinking  
Blooms: Understand  
Difficulty: 2 Medium

Learning Objective: 02-01 Use the basic income-leisure model to determine an individual's optimal combination of income and leisure.  
Topic: The Work-Leisure Decision: Basic Model

35. Refer to the following diagram.



In the diagram, the substitution effect associated with a wage increase is shown by the distance

- A. CD.
- B. DE.
- C. CE.
- D. OC.

AACSB: Reflective Thinking  
 Blooms: Understand  
 Difficulty: 2 Medium

Learning Objective: 02-01 Use the basic income-leisure model to determine an individual's optimal combination of income and leisure.  
 Topic: The Work-Leisure Decision: Basic Model

36. Suppose an individual worker is on the up sloping portion of her labor supply curve. Then, for a wage increase, the

- A. income and substitution effects both increase desired work hours.
- B. income and substitution effects are equal.
- C. income effect dominates the substitution effect.
- D. substitution effect dominates the income effect.

AACSB: Reflective Thinking  
 Accessibility: Keyboard Navigation  
 Blooms: Understand  
 Difficulty: 2 Medium

Learning Objective: 02-01 Use the basic income-leisure model to determine an individual's optimal combination of income and leisure.  
 Topic: The Work-Leisure Decision: Basic Model

37. A 10% increase in the wage induces Margy to increase her desired work hours by 2%. Over this range of wages, Margy's wage elasticity of labor supply is

- A. elastic.
- B. unit elastic.
- C. inelastic.
- D. negative.

AACSB: Reflective Thinking  
 Accessibility: Keyboard Navigation  
 Blooms: Understand  
 Difficulty: 2 Medium

Learning Objective: 02-01 Use the basic income-leisure model to determine an individual's optimal combination of income and leisure.  
 Topic: The Work-Leisure Decision: Basic Model

38. For Jenny, the income effect of a wage increase dominates the substitution effect. Jenny's wage elasticity of labor supply is

- A. elastic.
- B. unit elastic.
- C. inelastic.
- D. negative.**

AACSB: Reflective Thinking  
Accessibility: Keyboard Navigation  
Blooms: Understand  
Difficulty: 2 Medium

Learning Objective: 02-01 Use the basic income–leisure model to determine an individual's optimal combination of income and leisure.  
Topic: The Work-Leisure Decision: Basic Model

39. Which of the following circumstances will increase the likelihood of an individual being a non-participant in the labor market?

- A. high earnings capacity in the labor market
- B. the absence of non-wage income
- C. a potential market wage that exceeds the individual's reservation wage
- D. availability of substantial non-wage income**

AACSB: Reflective Thinking  
Accessibility: Keyboard Navigation  
Blooms: Remember  
Difficulty: 1 Easy

Learning Objective: 02-02 Apply and extend the basic work–leisure model.  
Topic: Applying and Extending the Model

40. Steven's reservation wage is \$12, and his market wage is \$11. We can conclude that

- A. Steven's marginal rate of substitution of leisure for income is less than his reservation wage.
- B. Steven will be a nonparticipant in the labor market.**
- C. Steven's subjective valuation of nonmarket time is less than the value of work.
- D. Steven has no nonwage sources of income.

AACSB: Reflective Thinking  
Accessibility: Keyboard Navigation  
Blooms: Understand  
Difficulty: 2 Medium

Learning Objective: 02-02 Apply and extend the basic work–leisure model.  
Topic: Applying and Extending the Model

41. Shanita is required by her employer to work a standard eight-hour workday. Suppose her marginal rate of substitution of leisure for income is less than the wage rate at this level of work effort. We can conclude that Shanita will

- A. feel underemployed.**
- B. probably have a higher than average absenteeism rate.
- C. feel overemployed.
- D. prefer to work part-time, if such a job is available at the same wage rate.

AACSB: Reflective Thinking  
Accessibility: Keyboard Navigation  
Blooms: Understand  
Difficulty: 2 Medium

Learning Objective: 02-02 Apply and extend the basic work–leisure model.  
Topic: Applying and Extending the Model

42. Sammy is required by her employer to work a standard eight-hour workday. Suppose her marginal rate of substitution of leisure for income exceeds the wage rate at this level of work effort. We can conclude that Sammy will

- A. feel underemployed.



- B. desire to find a second job.
- C.** feel overemployed.
- D. desire to work voluntary overtime.

AACSB: Reflective Thinking  
 Accessibility: Keyboard Navigation  
 Blooms: Understand  
 Difficulty: 2 Medium

Learning Objective: 02-02 Apply and extend the basic work-leisure model.  
 Topic: Applying and Extending the Model

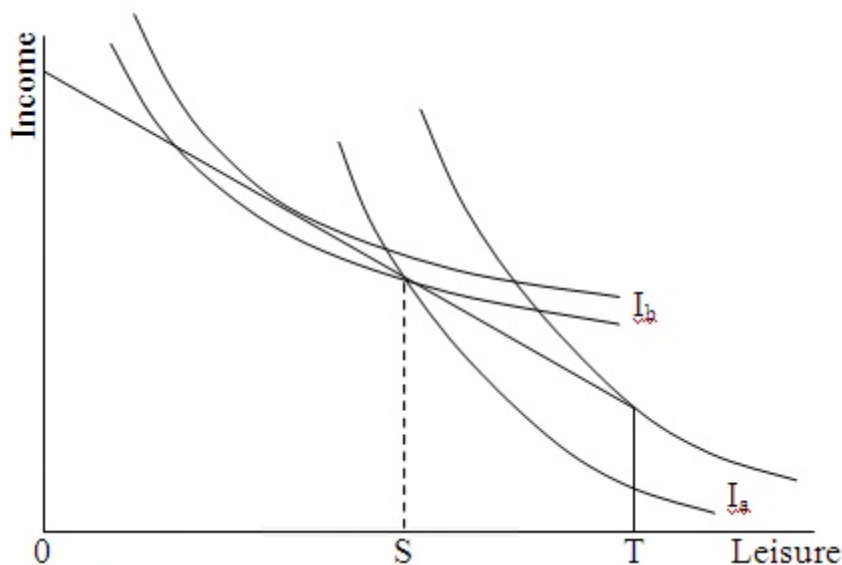
43. Compared to workers with less education, people who have more education tend to earn higher wages and have higher pensions upon retirement. Given this observation, which of the following statements best explains why those persons with more education also retire at a later age?

- A. If tastes for leisure are the same, the effect of the higher pension must outweigh the effects of the higher wages.
- B.** If tastes for leisure are the same, the effects of the higher wages must outweigh the effects of the higher pensions.
- C. Since higher wages and pensions both suggest a lower retirement age, those with more education must value leisure less.
- D. Regardless of the tastes for leisure, the higher wages and pensions would both suggest a higher retirement age.

AACSB: Reflective Thinking  
 Accessibility: Keyboard Navigation  
 Blooms: Understand  
 Difficulty: 2 Medium

Learning Objective: 02-02 Apply and extend the basic work-leisure model.  
 Topic: Applying and Extending the Model

44. Refer to the following diagram. TS represents the standard 40-hour workweek. Indifference curves labeled with subscripts "a" and "b" are for individuals A and B, respectively.



Assuming workers must work TS hours or not work at all, worker A will

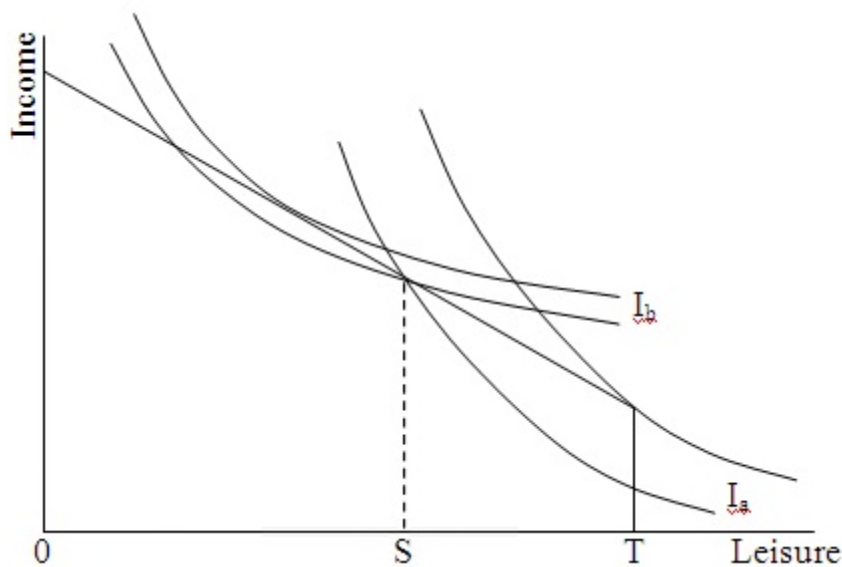
- A.** not participate in the labor force.
- B. be at an optimum at TS hours of work.

- C. work the standard workweek but will feel overemployed.
- D. work the standard workweek but will feel underemployed.

AACSB: Reflective Thinking  
 Blooms: Understand  
 Difficulty: 2 Medium

Learning Objective: 02-02 Apply and extend the basic work-leisure model.  
 Topic: Applying and Extending the Model

45. Refer to the following diagram. TS represents the standard 40-hour workweek. Indifference curves labeled with subscripts "a" and "b" are for individuals A and B, respectively.



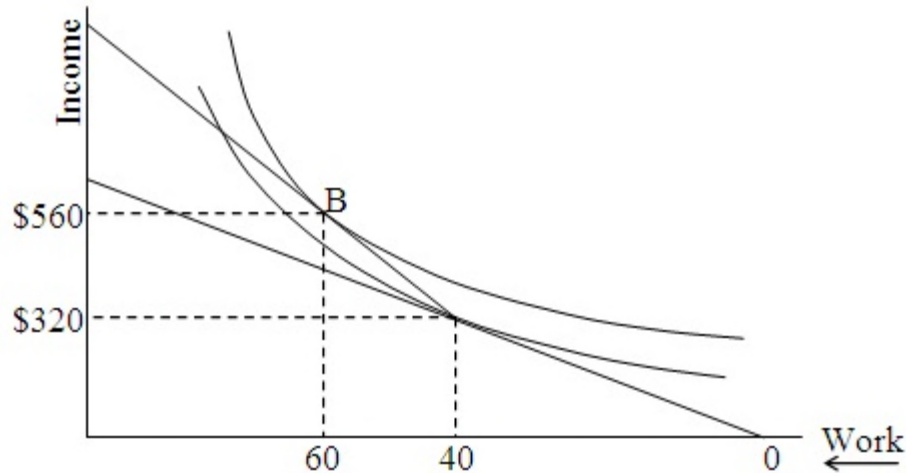
Assuming workers must work TS hours or not work at all, worker B will

- A. not participate in the labor force.
- B. be at an optimum at TS hours of work.
- C. work the standard workweek but will feel overemployed.
- D. work the standard workweek but will feel underemployed.**

AACSB: Reflective Thinking  
 Blooms: Understand  
 Difficulty: 2 Medium

Learning Objective: 02-02 Apply and extend the basic work-leisure model.  
 Topic: Applying and Extending the Model

46. Refer to the following diagram.



Suppose this worker is currently working 40 hours per week and earning \$8 per hour. Which one of the following would cause a move to point B and the subsequent increase in work hours to 60?

- A. the availability of overtime work at \$12 per hour
- B. the availability of a moonlighting job that pays \$6 per hour
- C. an increase in the straight-time wage to \$9.33 per hour
- D. an increase in non-wage income of \$240

AACSB: Analytic

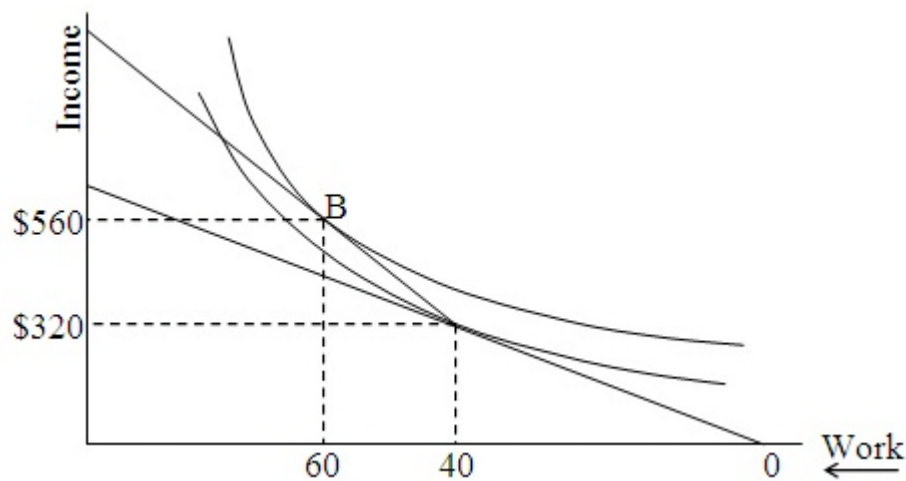
Blooms: Apply

Difficulty: 3 Hard

Learning Objective: 02-02 Apply and extend the basic work-leisure model.

Topic: Applying and Extending the Model

47. Refer to the following diagram.



Suppose this worker's union negotiates an increase in the straight-time wage from \$8 to \$9.33 per hour with no bonus for overtime. This plan would allow earnings of \$560 at 60 hours per week. Assuming this worker can freely choose the number of hours worked, he will choose to work

- A. 60 hours per week.
- B. fewer than 60 hours per week.**
- C. more than 60 hours per week.
- D. more than 60 hours per week if the income effect dominates; less otherwise.

AACSB: Analytic

Blooms: Apply

Difficulty: 3 Hard

Learning Objective: 02-02 Apply and extend the basic work-leisure model.

Topic: Applying and Extending the Model

48. Suppose a working mother is currently ineligible for any government assistance. If she were then to become eligible for an income maintenance program that incorporates both a basic benefit and a positive benefit-reduction rate,

- A. both the income and substitution effect will cause her to increase her work effort.
- B. both the income and substitution effect will cause her to decrease her work effort.**
- C. her work effort will increase if the substitution effect is stronger than the income effect.
- D. her work effort will decrease if the substitution effect is stronger than the income effect.

AACSB: Reflective Thinking

Accessibility: Keyboard Navigation

Blooms: Understand

Difficulty: 2 Medium

Learning Objective: 02-02 Apply and extend the basic work-leisure model.

Topic: Applying and Extending the Model

49. Assume under an income-maintenance program that the basic benefit (income guarantee) is \$9,000 and the benefit-reduction rate is 50%. If a family has an earned income of \$3,000 per year, its subsidy payment will be

- A. \$6,000.
- B. \$7,500.**
- C. \$9,000.
- D. \$0.

AACSB: Analytic

Accessibility: Keyboard Navigation

Blooms: Apply

Difficulty: 3 Hard

Learning Objective: 02-02 Apply and extend the basic work-leisure model.

Topic: Applying and Extending the Model

50. Assume under an income-maintenance program that the basic benefit (income guarantee) is \$9,000 and the benefit-reduction rate is 50%. The break-even level of income is

- A. \$4,500.
- B. \$6,000.
- C. \$9,000.
- D. \$18,000.**

AACSB: Analytic

Accessibility: Keyboard Navigation

Blooms: Apply

Difficulty: 3 Hard

Learning Objective: 02-02 Apply and extend the basic work-leisure model.

Topic: Applying and Extending the Model

51. Suppose an income-maintenance program offers a basic benefit of \$7,500 per year and the benefit-reduction rate is 33 1/3%. The break-even level of income is then

- A. \$2,500.
- B. \$7,500.
- C. \$15,000.
- D. \$22,500.**

AACSB: Analytic  
 Accessibility: Keyboard Navigation  
 Blooms: Apply  
 Difficulty: 3 Hard

Learning Objective: 02-02 Apply and extend the basic work–leisure model.  
 Topic: Applying and Extending the Model

52. The Personal Responsibility and Work Opportunity Act of 1996

- A. moved control over welfare spending from states to the federal government.
- B. removed lifetime limits on welfare eligibility.
- C. with few exceptions, requires welfare recipients to work after two years of receiving assistance.**
- D. provided immediate welfare benefits to qualified immigrants.

AACSB: Reflective Thinking  
 Accessibility: Keyboard Navigation  
 Blooms: Remember  
 Difficulty: 1 Easy

Learning Objective: 02-02 Apply and extend the basic work–leisure model.  
 Topic: Applying and Extending the Model

53. In the years following enactment of welfare reform in 1996, welfare case loads

- A. dropped slightly.
- B. increased slightly.
- C. dropped by more than 50%.**
- D. increased by almost 50%.

AACSB: Reflective Thinking  
 Accessibility: Keyboard Navigation  
 Blooms: Remember  
 Difficulty: 1 Easy

Learning Objective: 02-02 Apply and extend the basic work–leisure model.  
 Topic: Applying and Extending the Model

54. Empirical evidence indicates that inheritances \_\_\_\_\_ labor force participation; further, persons receiving inheritances tend to be \_\_\_\_\_ likely to work in the years preceding the inheritance.

- A. have no impact on; less
- B. reduce; more
- C. reduce; equally
- D. reduce; less**

AACSB: Reflective Thinking  
 Accessibility: Keyboard Navigation  
 Blooms: Remember  
 Difficulty: 1 Easy

Learning Objective: 02-02 Apply and extend the basic work–leisure model.  
 Topic: Applying and Extending the Model

55. The Earned Income Tax Credit

- A. reduces desired hours of work for those already in the labor force.
- B. increases the labor force participation rate.**
- C. always increases with increases in earnings.
- D. is phased out as the number of children increases.

AACSB: Reflective Thinking  
 Accessibility: Keyboard Navigation  
 Blooms: Remember  
 Difficulty: 1 Easy

Learning Objective: 02-02 Apply and extend the basic work–leisure model.  
 Topic: Applying and Extending the Model

# Chapter 02 Test Bank Summary

<u>Category</u>	<u># of Questions</u>
AACSB: Analytic	5
AACSB: Reflective Thinking	50
Accessibility: Keyboard Navigation	37
Blooms: Apply	5
Blooms: Remember	19
Blooms: Understand	32
Difficulty: 1 Easy	19
Difficulty: 2 Medium	32
Difficulty: 3 Hard	5
Learning Objective: 02-01 Use the basic income–leisure model to determine an individual’s optimal combination of income and leisure.	38
Learning Objective: 02-02 Apply and extend the basic work–leisure model.	17
Topic: Applying and Extending the Model	17
Topic: The Work-Leisure Decision: Basic Model	38