

Figure 2.1 Directed graph for the investment problem

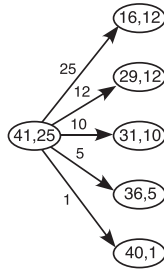


Figure 2.2 First two stages for the change-making problem

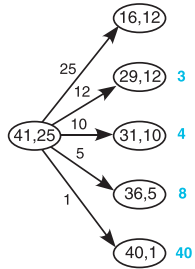


Figure 2.3 Optimal solution values for several Stage 2 subproblems

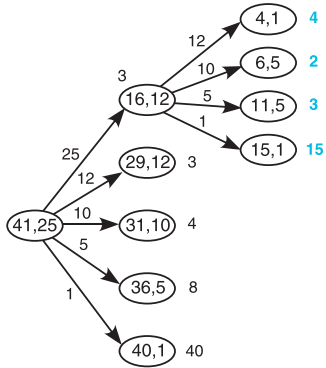


Figure 2.4 Expanded Stage 3 subproblems

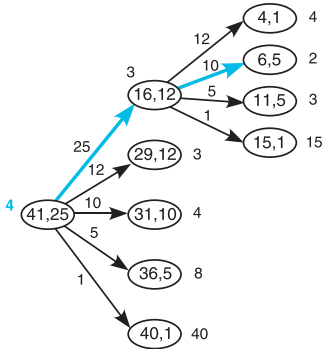


Figure 2.5 Optimal solution for Stage 1