

Figure 14.1 Juvenile Crime, Theft over \$50, 1945–1983. (Adapted from Carrigan 1991.)

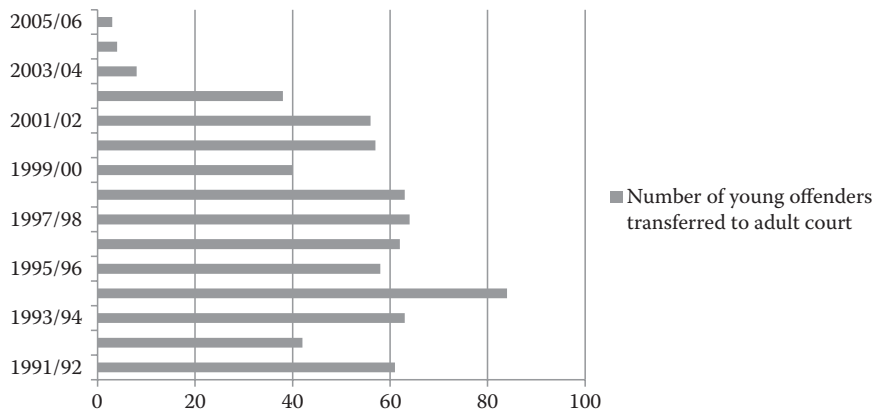


Figure 14.2 Number of young offenders transferred to adult court. (Adapted from *Statistics Canada*, Table 252-0049—Youth court survey, number of cases, by type of decision, annual (graph), CANSIM (database), Using E-STAT (distributor). Retrieved November 17, 2009, from http://estat.statcan.gc.ca/cgi-win/cnsmcgi.exe?Lang=E&EST-Fi=EStat/English/CII_1-eng.htm.)

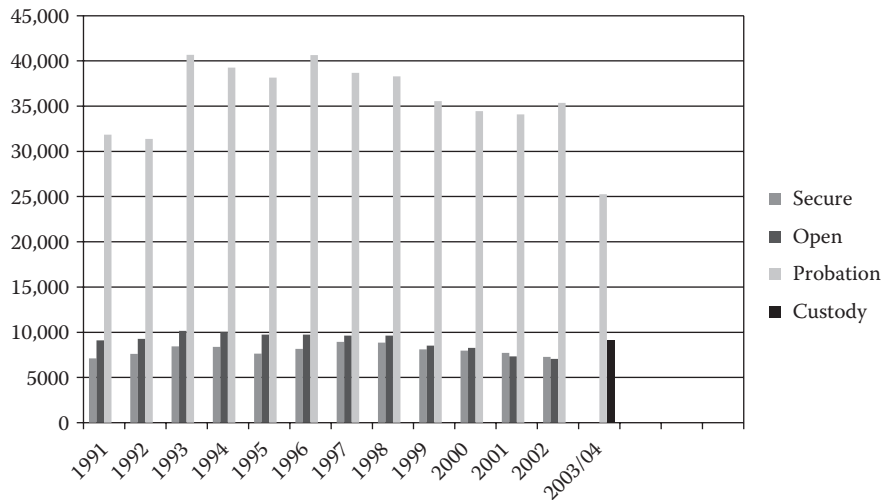


Figure 14.3 Youth court statistics, 1991–2004. (Adapted from various *Statistics Canada* sources and *The Daily*, <http://www.statcan.gc.ca/daily-quotidien/080516/dg080516a-eng.htm>, May 16, 2008.)

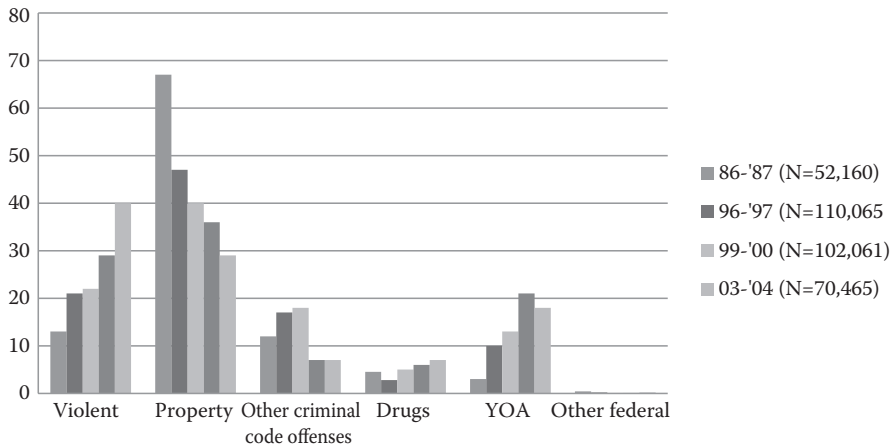


Figure 14.4 Youth court cases. (Adapted from various *Statistics Canada* sources and *The Daily*, <http://www.statcan.gc.ca/daily-quotidien/080516/dg080516a-eng.htm>, May 16, 2008.)

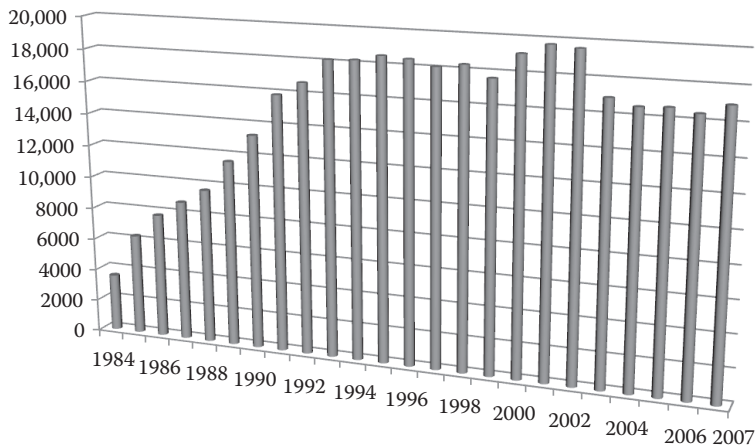


Figure 14.5 Number of assaults: 1984–2007. (Adapted from various *Statistics Canada* sources and *The Daily*, <http://www.statcan.gc.ca/daily-quotidien/080516/dg080516a-eng.htm>, May 16, 2008.)

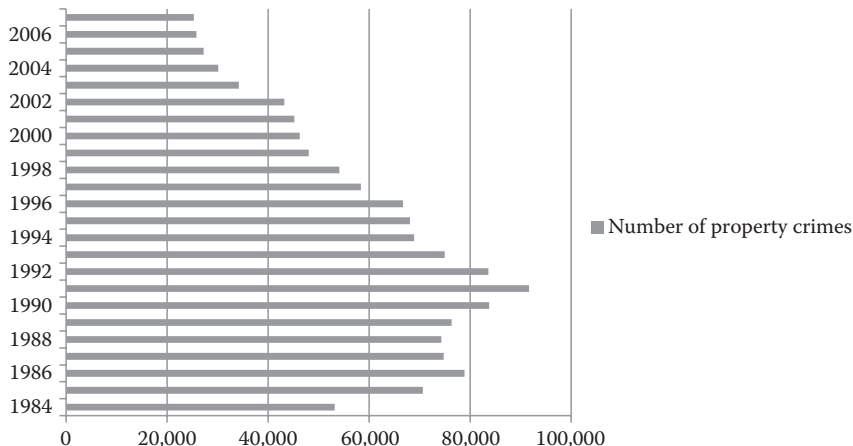


Figure 14.6 Property crimes: 1984–2007. (Adapted from various *Statistics Canada* sources and *The Daily*, <http://www.statcan.gc.ca/daily-quotidien/080516/dg080516a-eng.htm>, May 16, 2008.)

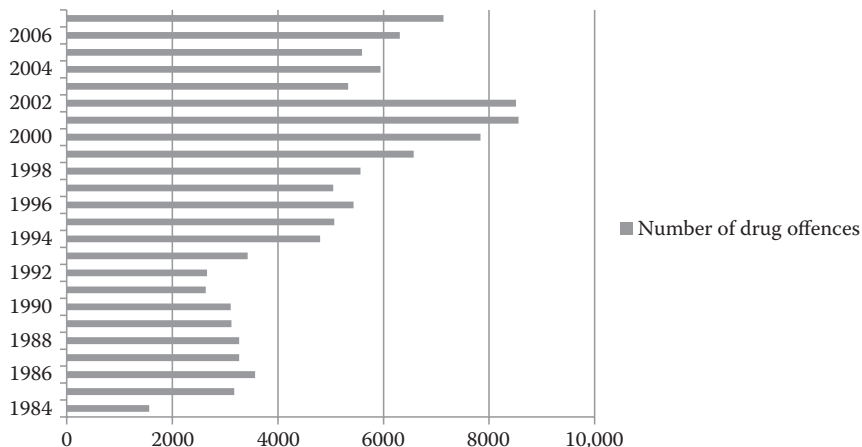


Figure 14.7 Number of drug offences: 1984–2007. (Adapted from various *Statistics Canada* sources and *The Daily*, <http://www.statcan.gc.ca/daily-quotidien/080516/dg080516a-eng.htm>, May 16, 2008.)

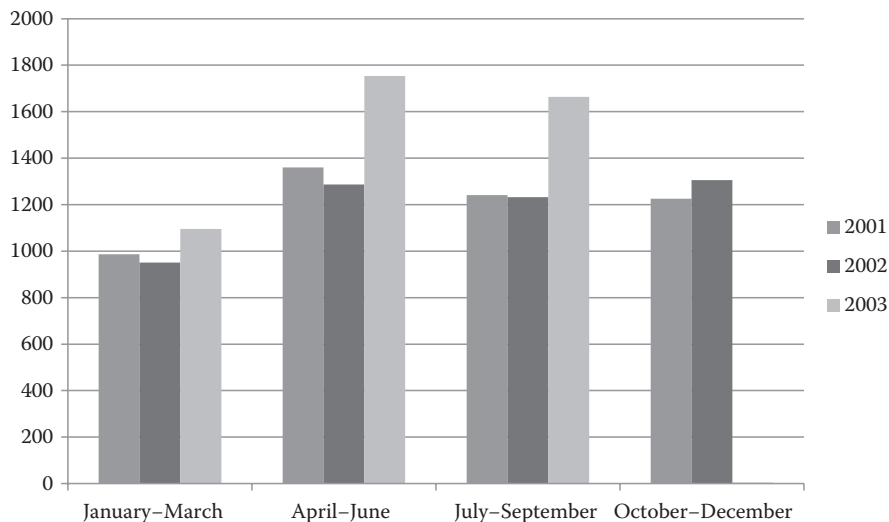


Figure 14.8 Rates of young persons dealt with by extrajudicial measures, possession of stolen property, by quarter, Canada, 2001-2003. (Adapted from Thomas, J., *Statistics Canada*, 25, 4, 2004.)