

Final Exam
Instructor: Rita K. Carver

Name: _____

This is your final exam and is a MAJOR part of your overall grade. Please take your time, and feel free to ask me any questions if you are unsure about any part of the exam. Any questions that require a written answer should be answered as fully as you can. The last question should be considered an essay – and as such – should contain as much detail as possible.

Define the following theatre terms:

1. Centerline: _____

2.
Apron: _____

3. Rake: _____

4. Playing Area: _____

5. Orchestra Pit: _____

6. Plaster Line: _____

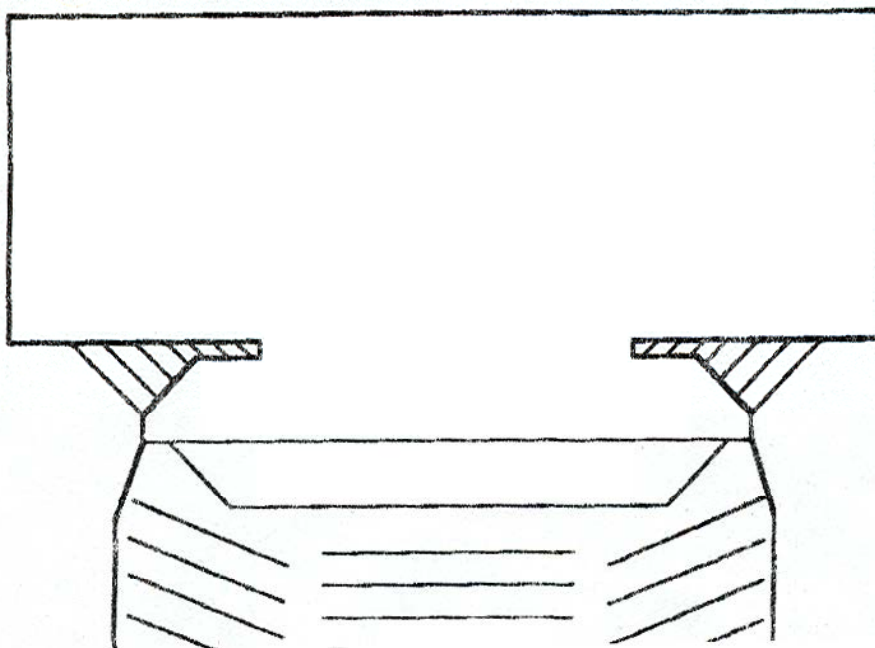
7. Auditorium: _____

8. Border: _____

9. Leg: _____

Below is a diagram of a Proscenium Theatre. Please identify the following parts of the theatre by placing the number of the following definitions in the diagram:

- 10. Upstage (US)
- 11. Downstage (DS)
- 12. Stage Left (SL)
- 13. Stage Right (SR)



14. Where do our stage directions US, DS, SL and SR originate from and how were they determined:

Please elaborate, based on what you’ve learned, on the following topics in terms of personal safety in the scene shop:

15. Footwear: _____

16. Clothing: _____

17. Hair: _____

18. Jewelry: _____

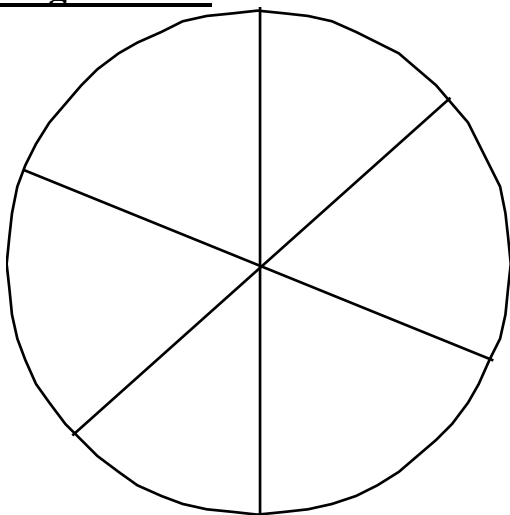
Name the 3 parts or components that must be addressed when writing a theater review:

19. _____

20. _____

21. _____


22. – 27. There are three primary colors and three secondary colors. Please fill in the names of the six colors on the wheel below, making sure they are in the right order:



Match the definitions on the left with the terms on the right. Write the letter of the term on the line preceding the correct definition:

- | | | |
|----------|------------------------|------------------|
| 28. ____ | Opposite colors | a. intensity |
| 29. ____ | Color + white | b. complementary |
| 30. ____ | Brightness or dullness | c. shade |
| 31. ____ | Color + grey | d. tone |
| 32. ____ | Another word for color | e. value |
| 33. ____ | Color +black | f. tint |
| 34. ____ | Lightness or darkness | g. hue |

Please identify the following lighting fixtures:



35. _____

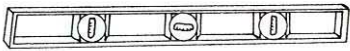


36. _____

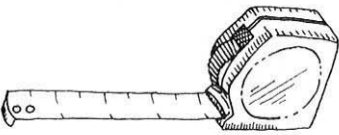


37. _____

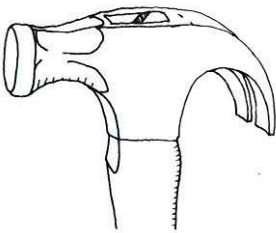
Please identify the following hand tools:



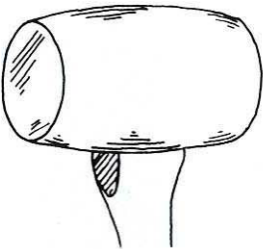
38. _____



39. _____




40. _____



41. _____



42. _____

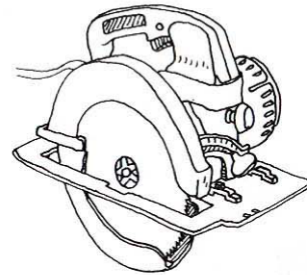
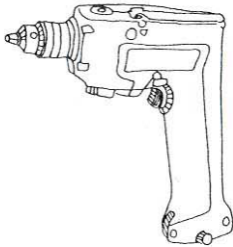


42. _____



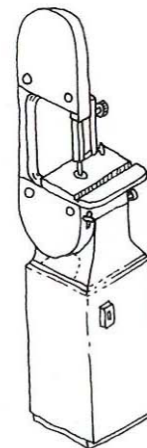
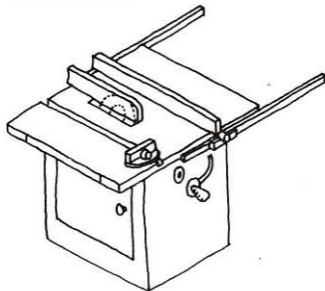
43. _____

Please identify the following power tools:



44. _____ 45. _____

Please identify the following stationary power tools:

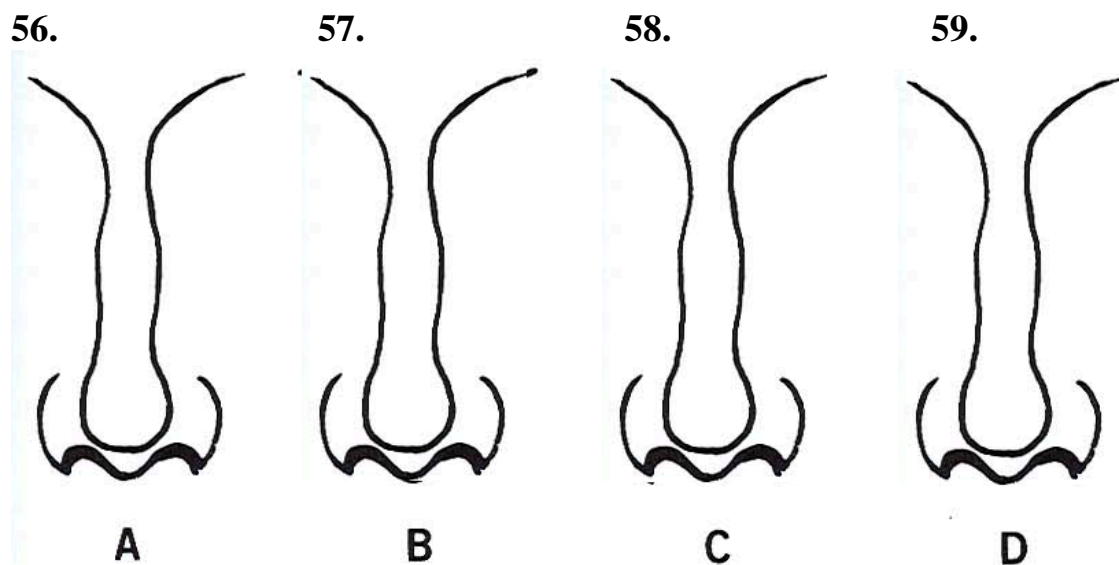


46. _____ 47. _____

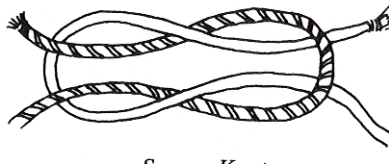
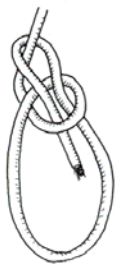
In what order should the following makeup be applied? Please write the letters, in the correct order, on the lines to the left.:

- | | |
|-----------|----------------|
| 48. _____ | a. Lips |
| 49. _____ | b. Foundation |
| 50. _____ | c. Cheeks |
| 51. _____ | d. Prosthetics |
| 52. _____ | e. Jowls |
| 53. _____ | f. Powder |
| 54. _____ | g. Eyes |
| 55. _____ | h. Nose |

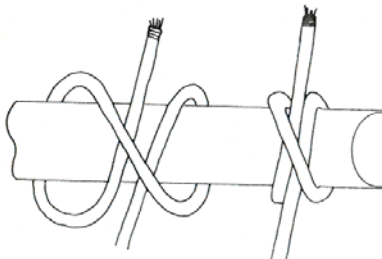
Please illustrate on the following nose outlines to show how makeup could be used to create (A)a broken nose, (B)a flattened nose, (C)a bulbous nose, and (D)a straight nose:



Please identify the following knots AND explain what the use is for each knot:



60. _____ 62. _____
61. _____ 63. _____



64. _____ 66. _____
65. _____ 67. _____



68. _____ 70. _____
69. _____ 71. _____

72. Short Essay. During either field trip, explain in detail what you learned from the experience. Use additional paper if needed.

[illegible]